


## 2.1.1 Enrolment Percentage

2.1.2 Percentage of seats filled against seats reserved for various categories (SC, ST, OBC etc. as per applicable reservation policy) during the last five years ( exclusive of supernumerary seats)

## Year - 2018-19

Programme name	Programme Code	Number of seats sanctioned	Number of Students admitted	Number of seats earmarked for reserved category as per GOI or State Government rule					Number of students admitted from the reserved category				
				SC 13%	ST 7%	OBC 19%	Gen 38%	Others 23%	SC	ST	OBC	Gen	Others
FYBA	12300001	120	99	16	8	23	45	28	30	0	15	49	5
FYBCOM	22300001	600	405	78	42	114	229	138	114	2	60	213	16
FYBSC	42300001	120	80	16	8	23	45	28	20	1	10	47	2
FYBSC(Biotech)	1S00166	70	62	9	5	13	27	16	15	0	7	37	3
FYBSC (IT)	42300003	180	112	23	13	34	68	41	21	0	8	73	10
FYBSC(CS)	1S00156	60	45	8	4	11	23	14	13	0	5	26	1
FYBCOM (A & F)	22300002	120	53	16	8	23	45	28	15	0	8	27	3
FYBMS	22300005	120	111	16	8	23	45	28	33	1	11	62	4
FYBVOC (MP)	4O02215	50	40	6	3	10	19	12	12	0	10	17	1
FYBVOC (MLT)	1501916	50	50	6	3	10	19	12	8	0	8	30	4
M.Com. (Bus. Mgmt)-Part-I	2C00531	60	12	8	4	11	23	14	5	0	1	5	1
M.Com. (Adv. A/C)-Part-I	2C00531	60	57	8	4	11	23	14	19	0	11	24	3
M.Sc. (I.T.) - Part-I		40	28	5	3	8	15	9	3	0	3	21	1
M.Sc. (Chemistry)-Part-I	1S01121	10	10	1	1	2	4	2	0	0	1	9	0
M.Sc. (Biotech)- Part-I	1S01122	10	9	1	1	2	4	2	3	0	0	5	1
Ph.D. (Commerce)		8	3	1	1	1	3	2	0	0	0	3	0
		<b>1678</b>	<b>1176</b>	<b>218</b>	<b>116</b>	<b>319</b>	<b>637</b>	<b>388</b>	<b>311</b>	<b>4</b>	<b>158</b>	<b>648</b>	<b>55</b>



  
**PRINCIPAL**  
**VIKAS COLLEGE OF ARTS, SCIENCE & COMMERCE**  
**Vikhroli (E), Mumbai - 400 083.**


## 2.1.1 Enrolment Percentage

2.1.2 Percentage of seats filled against seats reserved for various categories (SC, ST, OBC etc. as per applicable reservation policy) during the last five years ( exclusive of supernumerary seats)

## Year - 2019-20

Programme name	Programme Code	Number of seats sanctioned	Number of Students admitted	Number of seats earmarked for reserved category as per GOI or State Government rule					Number of students admitted from the reserved category				
				SC 13%	ST 7%	OBC 19%	Gen 35%	Others 26%	SC	ST	OBC	Gen	Others
F.Y.B.A	12300001	120	110	16	8	23	26	47	48	2	10	44	6
F.Y.B.COM	22300001	600	369	78	42	114	132	234	111	3	44	196	15
F.Y.B.Sc	42300001	120	43	16	8	23	26	47	7	0	2	33	1
F.Y.BIOTECH	1S00166	70	33	9	5	13	16	27	13	0	5	13	2
F.Y.B.Sc IT	42300003	180	116	23	13	34	40	70	28	0	17	65	6
F.Y.COMP SCI	1S00156	60	51	8	4	11	13	24	5	1	4	39	2
F.Y.B.A.F.	22300002	120	49	16	8	23	26	47	12	0	12	22	3
F.Y.B.M.S.	22300005	120	119	16	8	23	26	47	32	2	12	68	5
F.Y.Bvoc Media Production	4O02215	50	26	7	3	10	11	19	8	0	3	10	5
F.Y.Bvoc MLT	1501916	50	50	7	3	10	11	19	5	1	6	37	1
M.com-I Bus. Mgmt	2C00531	60	9	8	4	11	13	24	2	0	0	6	1
M.com-I A/C	2C00531	60	41	8	4	11	13	24	15	0	5	20	1
M.Sc -I IT		40	40	5	3	8	9	15	2	0	2	35	1
M.Sc -I Chemistry	1S01121	10	8	1	1	2	2	4	1	0	1	6	0
M.Sc -I Biotech	1S01122	10	10	1	1	2	2	4	2	0	1	7	0
		<b>1670</b>	<b>1074</b>	<b>219</b>	<b>115</b>	<b>318</b>	<b>366</b>	<b>652</b>	<b>291</b>	<b>9</b>	<b>124</b>	<b>601</b>	<b>49</b>



  
**PRINCIPAL**  
**VIKAS COLLEGE OF ARTS, SCIENCE & COMMERCE**  
**Vikhroli (E), Mumbai - 400 083.**


## 2.1.1 Enrolment Percentage

2.1.2 Percentage of seats filled against seats reserved for various categories (SC, ST, OBC etc. as per applicable reservation policy) during the last five years ( exclusive of supernumerary seats)

## Year - 2020-21

Programme name	Programme Code	Number of seats sanctioned	Number of Students admitted	Number of seats earmarked for					Number of students admitted				
				SC 13%	ST 7%	OBC 19%	Gen 22%	Others 39%	SC	ST	OBC	Gen	Others
F.Y.B.A	12300001	120	87	16	8	23	26	47	39	2	8	34	4
F.Y.B.COM	22300001	600	249	78	42	114	132	234	56	1	37	147	8
F.Y.B.Sc	42300001	120	56	16	8	23	26	47	17	0	9	28	2
F.Y.BIOTECH	1S00166	70	43	9	5	13	16	27	14	0	5	22	2
F.Y.B.Sc IT	42300003	180	56	23	13	34	40	70	11	0	5	39	1
F.Y.COMP SCI	1S00156	60	35	8	4	11	13	24	8	0	6	18	3
F.Y.B.A.F.	22300002	120	37	16	8	23	26	47	14	0	7	14	2
F.Y.B.M.S.	22300005	120	119	16	8	23	26	47	38	0	15	63	3
F.Y.Bvoc Media Production	4O02215	50	17	7	3	10	11	19	3	0	5	9	0
F.Y.Bvoc MLT	1501916	50	50	7	3	10	11	19	10	1	12	24	3
M.com-I Bus. Mgmt	2C00531	60	16	8	4	11	13	24	6	0	2	7	1
M.com-I A/C	2C00531	60	31	8	4	11	13	24	6	0	4	18	3
M.Sc -I IT		40	39	5	3	8	9	15	4	0	6	29	0
M.Sc -I Chemistry	1S01121	10	9	1	1	2	2	4	1	0	2	6	0
M.Sc -I Biotech	1S01122	10	10	1	1	2	2	4	4	0	3	3	0
M.VOC I. MLT		20	9	3	1	4	4	8	1	0	1	7	0
		<b>1690</b>	<b>863</b>	<b>222</b>	<b>116</b>	<b>322</b>	<b>370</b>	<b>660</b>	<b>232</b>	<b>4</b>	<b>127</b>	<b>468</b>	<b>32</b>



  
**PRINCIPAL**  
**VIKAS COLLEGE OF ARTS, SCIENCE & COMMERCE**  
**Vikhroli (E), Mumbai - 400 083.**


## 2.1.1 Enrolment Percentage

2.1.2 Percentage of seats filled against seats reserved for various categories (SC, ST, OBC etc. as per applicable reservation policy) during the last five years ( exclusive of supernumerary seats)

2021-2022

Programme name	Programme Code	Number of seats sanctioned	Number of Students admitted	Number of seats earmarked for					Number of students admitted				
				SC 13%	ST 7%	OBC 19%	Gen 22%	Others 39%	SC	ST	OBC	Gen	Others
FYBA	12300001	120	114	16	8	23	26	47	53	1	10	43	7
FYBCOM	22300001	600	510	78	42	114	132	234	127	4	45	312	22
FYBSC	42300001	120	35	16	8	23	26	47	10	0	5	17	3
FYBSC(Biotech)	1S00166	70	55	9	5	13	16	27	12	0	7	34	2
FYBSC (IT)	42300003	180	92	23	13	34	40	70	13	0	6	66	7
FYBSC(CS)	1S00156	60	43	8	4	11	14	23	14	0	8	21	0
FYBCOM (A & F)	22300002	120	73	16	8	23	26	47	22	0	9	38	4
FYBMS	22300005	120	119	16	8	23	26	47	37	4	13	61	4
FYBVOC (MP)	4O02215	50	17	6	3	10	11	20	7	0	0	10	0
FYBVOC (MLT)	1501916	50	50	6	3	10	11	20	6	2	11	28	3
M.Com. (Bus. Mgmt)-Part-I	2C00531	60	28	8	4	11	14	23	7	0	6	15	0
M.Com. (Adv. A/C)-Part-I	2C00531	60	58	8	4	11	14	23	19	2	7	28	2
M.Sc. (I.T.) - Part-I		40	40	5	3	8	9	15	4	1	0	34	1
M.Sc. (Chemistry)-Part-I	1S01121	10	10	1	1	2	2	4	2	1	1	6	0
M.Sc. (Biotech)- Part-I	1S01122	10	10	1	1	2	2	4	5	0	0	5	0
M.Voc (MLT)-Part-I		20	20	3	1	4	4	8	2	0	3	13	2
		<b>1690</b>	<b>1274</b>	<b>220</b>	<b>116</b>	<b>322</b>	<b>373</b>	<b>659</b>	<b>340</b>	<b>15</b>	<b>131</b>	<b>731</b>	<b>57</b>



  
**PRINCIPAL**  
**VIKAS COLLEGE OF ARTS, SCIENCE & COMMERCE**  
**Vikhroli (E), Mumbai - 400 083.**


## 2.1.1 Enrolment Percentage

2.1.2 Percentage of seats filled against seats reserved for various categories (SC, ST, OBC etc. as per applicable reservation policy) during the last five years ( exclusive of supernumerary seats)

## Year - 2022-23

Programme name	Programme Code	Number of seats sanctioned	Number of Students admitted	Number of seats earmarked for					Number of students admitted				
				SC 13%	ST 7%	OBC 19%	Gen 38%	Others 23%	SC	ST	OBC	Gen	Others
F.Y.B.A	12300001	120	80	16	8	23	46	27	28	2	12	35	3
F.Y.B.COM	22300001	600	323	78	42	114	228	138	78	4	46	186	9
F.Y.B.Sc	42300001	120	25	16	8	23	46	27	6	0	2	15	2
F.Y.BIOTECH	1S00166	70	47	9	5	13	27	16	12	0	11	22	2
F.Y.B.Sc IT	42300003	180	175	23	13	34	69	41	36	2	23	108	6
F.Y.COMP SCI	1S00156	60	59	8	4	11	23	14	14	1	8	33	3
F.Y.B.A.F.	22300002	120	23	16	8	23	46	27	8	1	0	13	1
F.Y.B.M.S.	22300005	120	111	16	8	23	46	27	28	0	13	64	6
F.Y.Bvoc Media Production	4O02215	50	20	7	3	10	19	11	3	0	1	16	0
F.Y.Bvoc MLT	1501916	50	50	7	3	10	19	11	7	0	5	37	1
M.com-I Bus. Mgmt	2C00531	60	13	8	4	11	23	14	4	0	1	5	3
M.com-I A/C	2C00531	60	25	8	4	11	23	14	6	0	8	8	3
M.Sc -I IT		40	24	5	3	8	15	9	5	0	3	16	0
M.Sc -I Chemistry	1S01121	10	8	1	1	2	4	2	1	0	1	6	0
M.Sc -I Biotech	1S01122	10	2	1	1	2	4	2	1	0	0	1	0
M.VOC.I MLT		20	6	3	1	4	8	4	0	0	0	6	0
		<b>1690</b>	<b>991</b>	<b>222</b>	<b>116</b>	<b>322</b>	<b>646</b>	<b>384</b>	<b>237</b>	<b>10</b>	<b>134</b>	<b>571</b>	<b>39</b>



  
**PRINCIPAL**  
**VIKAS COLLEGE OF ARTS, SCIENCE & COMMERCE**  
**Vikhroli (E), Mumbai - 400 083.**